




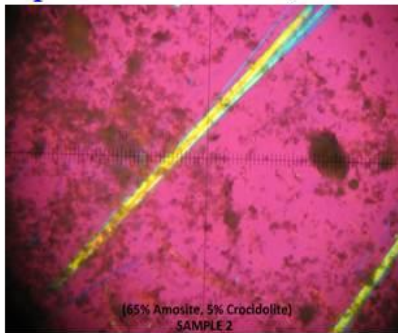
Exhibit A

Through Process Asbestos Destruction Samples: Taken in 15 min intervals. Microscopy and Photos Done at the ABVOV® Pilot Plant by Chaiyut Sae Lao, EMS Analytical, Inc.

Destruction Progression- Initial Phase



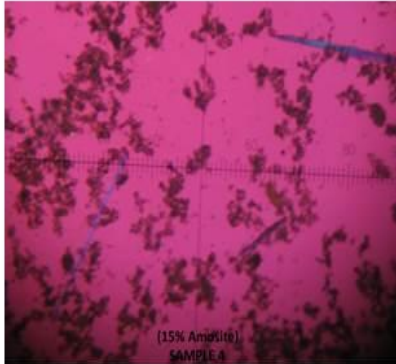
Sample 0: 70% Amosite, 5% Crocidolite **Sample 1: 70% Amosite, 5% Crocidolite**



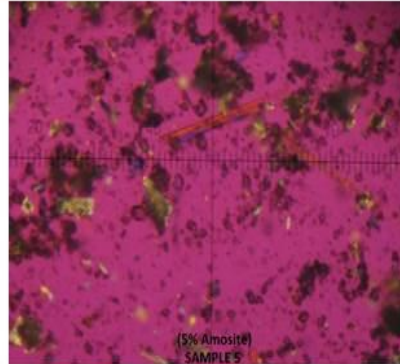
Sample 2: 65% Amosite, 5% Crocidolite **Sample 3: 30% Amosite, <1% Crocidolite**

Exhibit A

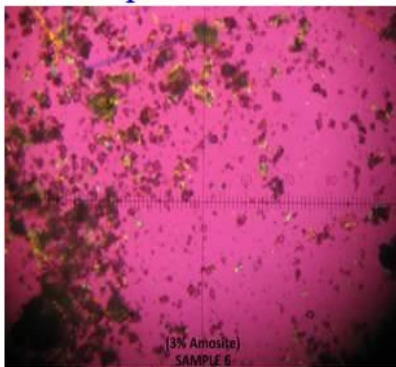
Destruction Progression- Intermediate Phase



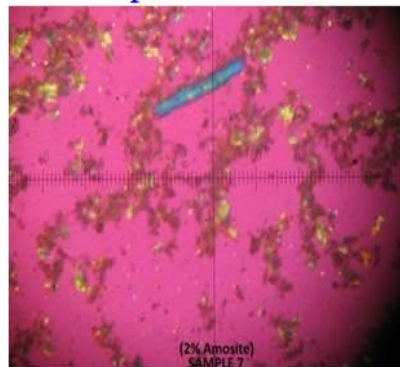
Sample 4: 15% Amosite



Sample 5: 5% Amosite



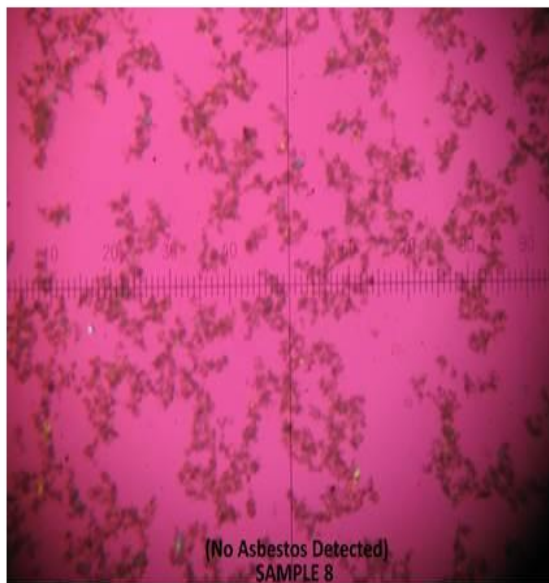
Sample 6: 3% Amosite



Sample 7: 2% Amosite

Exhibit A

Total Destruction of Asbestos-
Process Completed



Sample 8: No Asbestos Detected